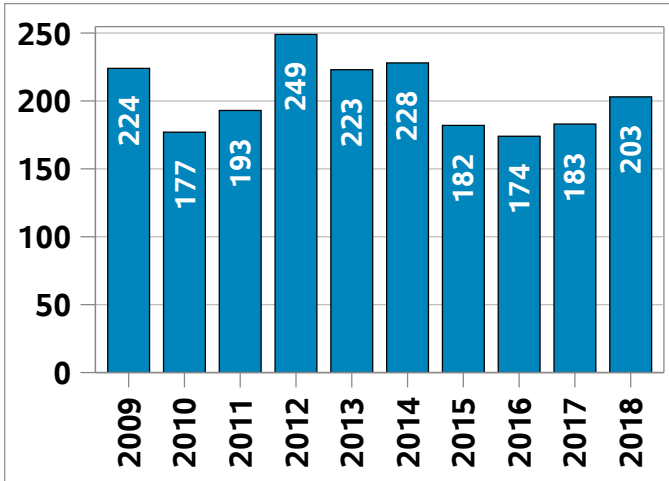
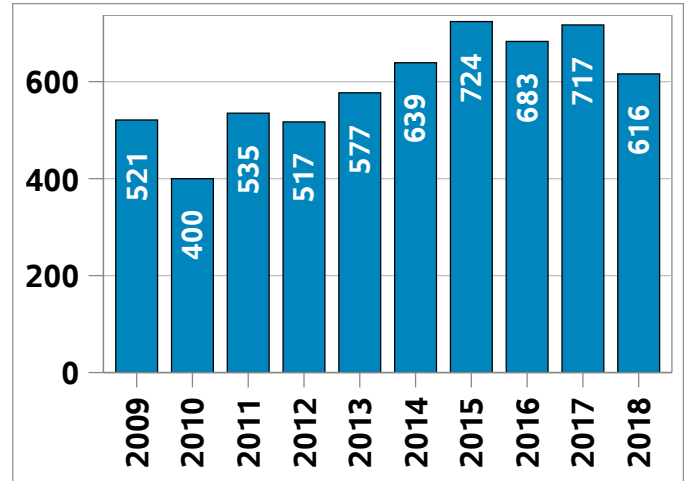


City of Saskatoon MLS® Residential Market Activity

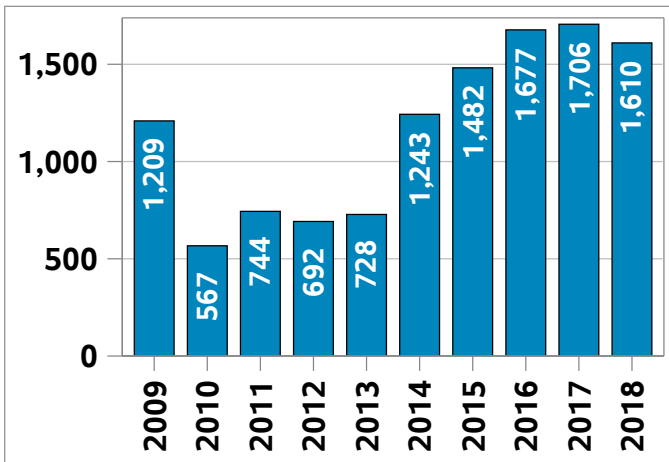
Sales Activity (January only)



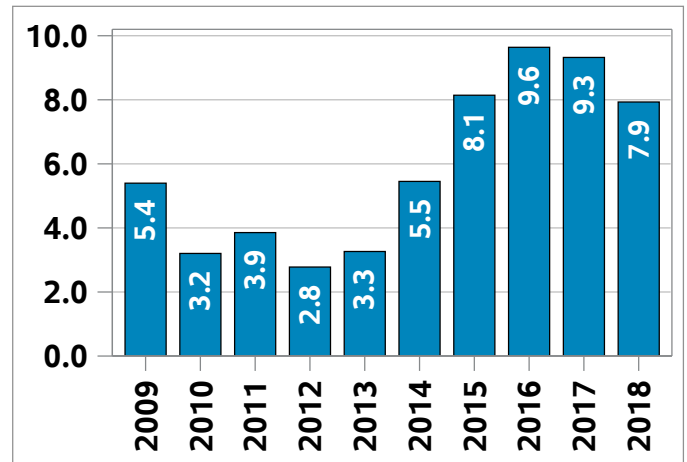
New Listings (January only)



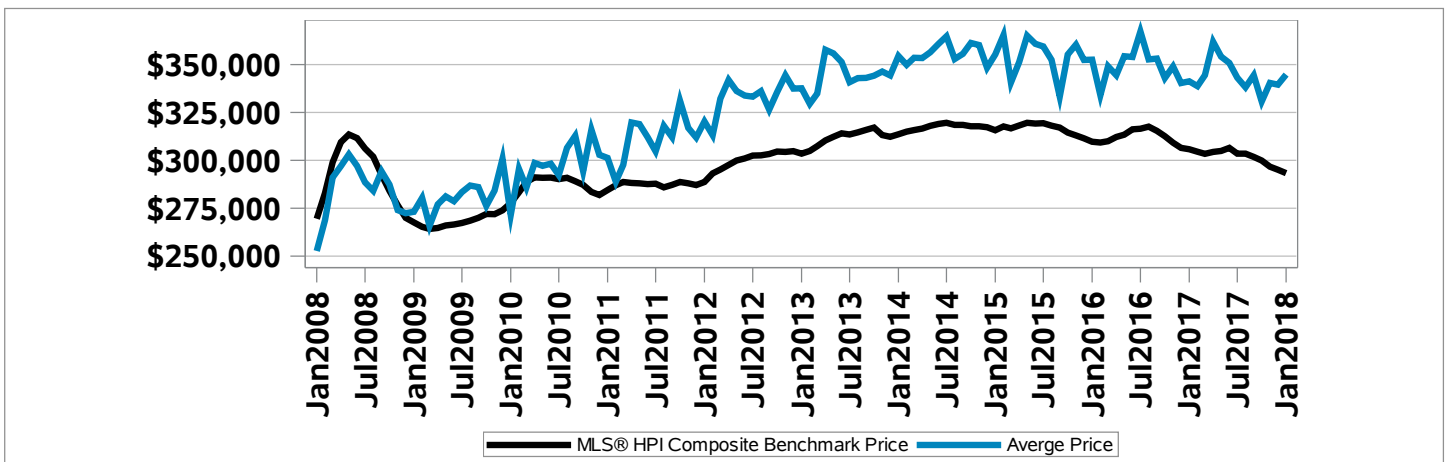
Active Listings (January only)



Months of Inventory (January only)



MLS® HPI Benchmark Price and Average Price



City of Saskatoon MLS® Residential Market Activity

Actual	January 2018	Compared to ⁶					
		January 2017	January 2016	January 2015	January 2013	January 2011	January 2008
Sales Activity	203	10.9	16.7	11.5	-9.0	5.2	-44.4
Dollar Volume (\$)	69,988,493	12.1	14.1	8.2	-7.0	20.4	-24.1
New Listings	616	-14.1	-9.8	-14.9	6.8	15.1	40.0
Active Listings	1,610	-5.6	-4.0	8.6	121.2	116.4	196.0
Sales to New Listings Ratio ¹	33	25.5	25.5	25.1	38.6	36.1	83.0
Months of Inventory ²	8	9.3	9.6	8.1	3.3	3.9	1.5
Average Price (\$)	344,771	1.0	-2.2	-3.0	2.1	14.4	36.4

¹ Sales / new listings * 100; Compared to Levels from previous periods

² Active listings at month end / monthly sales; Compared to levels from previous periods

³ The year-to-date active listings figure is a monthly average of the number of homes on the market at the end of each month so far this year

⁴ Sum of sales from January to current month / sum of new listings from January to current month

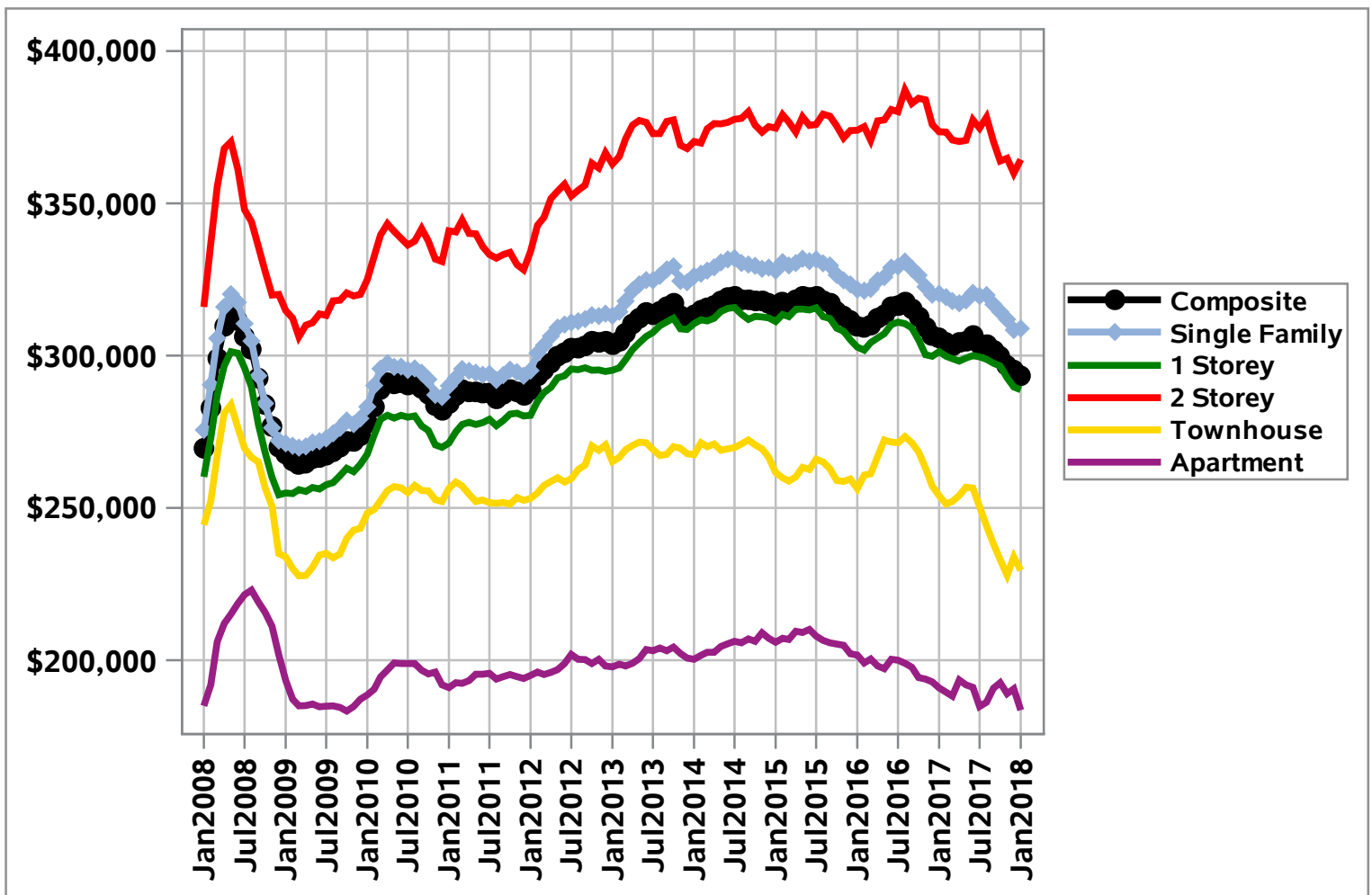
⁵ Average active listings from January to current month / average sales from January to current month

⁶ Sales to new listings ratio and months of inventory shown as levels; all others calculated as percentage changes

MLS® Home Price Index Benchmark Price

Benchmark Type:	January 2018	percentage change vs.					
		1 month ago	3 months ago	6 months ago	12 months ago	3 years ago	5 years ago
Composite	\$293,300	-0.6	-2.2	-3.4	-4.1	-7.1	-3.4
Single Family	\$308,900	0.2	-1.7	-3.3	-3.6	-5.8	-1.3
One Storey	\$288,800	-0.3	-2.6	-3.6	-4.1	-7.2	-2.2
Two Storey	\$364,400	1.3	0.1	-2.7	-2.4	-2.7	0.4
Townhouse	\$229,500	-1.9	-1.5	-8.3	-9.6	-12.3	-13.5
Apartment	\$183,600	-3.7	-4.7	-0.6	-3.8	-10.8	-7.2

MLS® HPI Benchmark Price



City of Saskatoon MLS® HPI Benchmark Price

MLS® Home Price Index Benchmark Price

Benchmark Type:	January 2018	Previous Benchmark Prices					
		1 month ago	3 months ago	6 months ago	12 months ago	3 years ago	5 years ago
Composite	\$293,300	\$295,100	\$299,900	\$303,500	\$305,800	\$315,700	\$303,500
Single Family	\$308,900	\$308,400	\$314,400	\$319,600	\$320,300	\$327,900	\$313,100
One Storey	\$288,800	\$289,700	\$296,600	\$299,600	\$301,300	\$311,200	\$295,200
Two Storey	\$364,400	\$359,900	\$363,900	\$374,700	\$373,500	\$374,700	\$362,900
Townhouse	\$229,500	\$233,900	\$233,000	\$250,400	\$254,000	\$261,600	\$265,200
Apartment	\$183,600	\$190,600	\$192,600	\$184,800	\$190,900	\$205,900	\$197,800

City of Saskatoon MLS® HPI Benchmark Descriptions

Composite

Features	Value
Above Ground Bedrooms	3
Basement Finish	Unfinished
Bedrooms	3
Below Ground Bedrooms	0
Exterior Walls	Masonry & Siding
Freshwater Supply	Municipal waterworks
Full Bathrooms	2
Garage Description	Attached, Single width
Gross Living Area (Above Ground; in sq. ft.)	1126
Half Bathrooms	0
Heating	Forced air
Heating Fuel	Natural Gas
Number of Fireplaces	0
Total Number Of Rooms	7
Type Of Foundation	Basement, Poured concrete
Wastewater Disposal	Municipal sewers
Year Built	1982

Single Family

Features	Value
Above Ground Bedrooms	3
Basement Finish	Unfinished
Bedrooms	3
Below Ground Bedrooms	0
Exterior Walls	Masonry & Siding
Freshwater Supply	Municipal waterworks
Full Bathrooms	2
Garage Description	Attached, Double width
Gross Living Area (Above Ground; in sq. ft.)	1173
Half Bathrooms	0
Heating	Forced air
Heating Fuel	Natural Gas
Lot Size	5940
Number of Fireplaces	0
Total Number Of Rooms	8
Type Of Foundation	Basement, Poured concrete
Type of Property	Detached
Wastewater Disposal	Municipal sewers
Year Built	1978

City of Saskatoon MLS® HPI Benchmark Descriptions

1 Storey 🏠

Features	Value
Above Ground Bedrooms	3
Basement Finish	Unfinished
Bedrooms	4
Below Ground Bedrooms	1
Exterior Walls	Masonry & Siding
Freshwater Supply	Municipal waterworks
Full Bathrooms	2
Garage Description	Attached, Single width
Gross Living Area (Above Ground; in sq. ft.)	1115
Half Bathrooms	0
Heating	Forced air
Heating Fuel	Natural Gas
Lot Size	6000
Number of Fireplaces	0
Total Number Of Rooms	8
Type Of Foundation	Basement, Poured concrete
Type of Property	Detached
Wastewater Disposal	Municipal sewers
Year Built	1975

2 Storey 🏠

Features	Value
Above Ground Bedrooms	3
Basement Finish	Unfinished
Bedrooms	3
Below Ground Bedrooms	0
Exterior Walls	Masonry & Siding
Freshwater Supply	Municipal waterworks
Full Bathrooms	2
Garage Description	Attached, Double width
Gross Living Area (Above Ground; in sq. ft.)	1384
Half Bathrooms	1
Heating	Forced air
Heating Fuel	Natural Gas
Lot Size	5700
Number of Fireplaces	0
Total Number Of Rooms	8
Type Of Foundation	Basement, Poured concrete
Type of Property	Detached
Wastewater Disposal	Municipal sewers
Year Built	1986

City of Saskatoon MLS® HPI Benchmark Descriptions

Townhouse

Features	Value
Above Ground Bedrooms	2
Attached Specification	Row
Basement Finish	Unfinished
Bedrooms	2
Below Ground Bedrooms	0
Exterior Walls	Masonry & Siding
Freshwater Supply	Municipal waterworks
Full Bathrooms	1
Garage Description	Attached, Single width
Gross Living Area (Above Ground; in sq. ft.)	1068
Half Bathrooms	1
Heating	Forced air
Heating Fuel	Natural Gas
Number of Fireplaces	0
Total Number Of Rooms	6
Type Of Foundation	Basement, Poured concrete
Wastewater Disposal	Municipal sewers
Year Built	2002

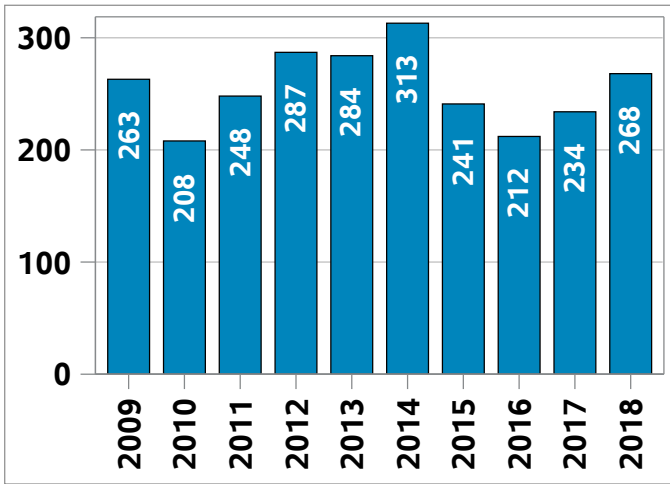
Apartment

Features	Value
Above Ground Bedrooms	2
Attached Specification	Row
Basement Finish	Unfinished
Bedrooms	2
Below Ground Bedrooms	0
Exterior Walls	Masonry
Freshwater Supply	Municipal waterworks
Full Bathrooms	1
Gross Living Area (Above Ground; in sq. ft.)	897
Half Bathrooms	0
Heating	Hot water
Heating Fuel	Natural Gas
Number of Fireplaces	0
Total Number Of Rooms	5
Wastewater Disposal	Municipal sewers
Year Built	1984

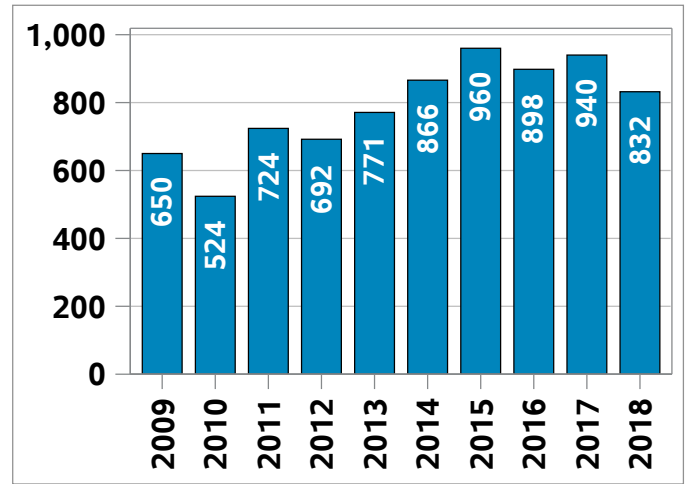
Saskatoon City and Region

MLS® Residential Market Activity

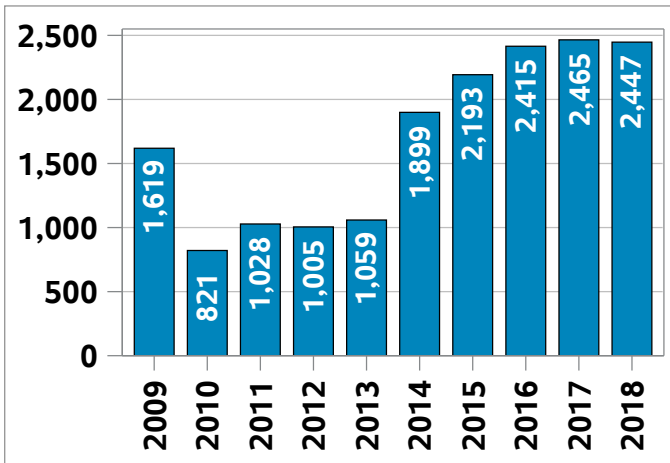
Sales Activity (January only)



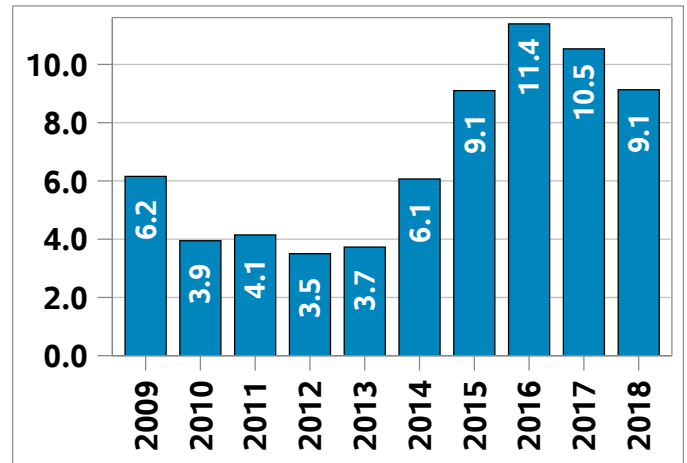
New Listings (January only)



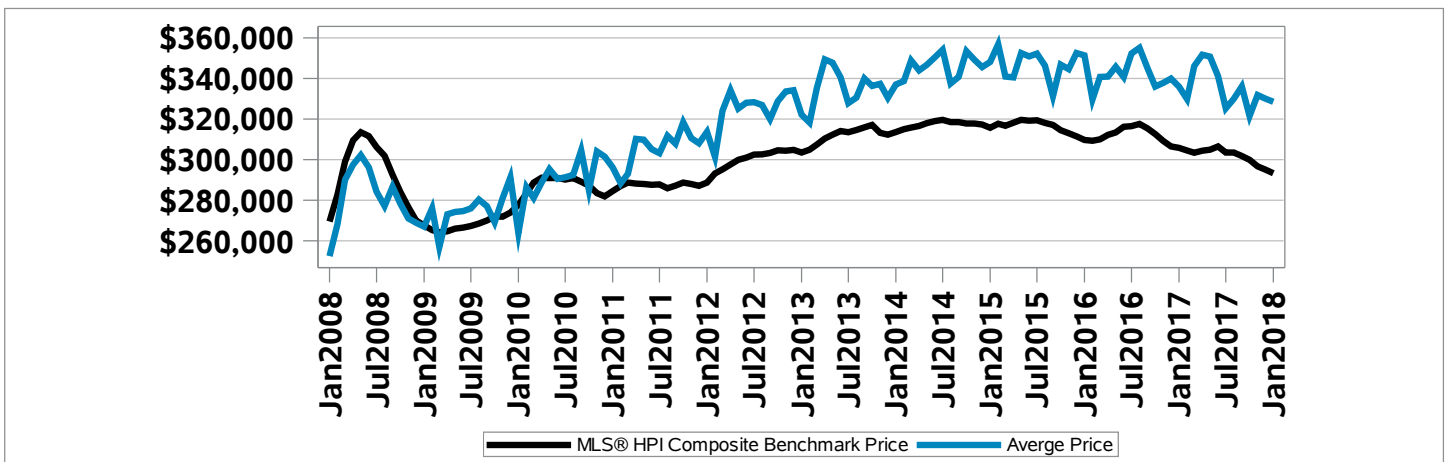
Active Listings (January only)



Months of Inventory (January only)



MLS® HPI Benchmark Price and Average Price



Saskatoon City and Region MLS® Residential Market Activity

Actual	January 2018	Compared to ⁶					
		January 2017	January 2016	January 2015	January 2013	January 2011	January 2008
Sales Activity	268	14.5	26.4	11.2	-5.6	8.1	-27.0
Dollar Volume (\$)	88,038,093	12.0	18.2	4.9	-3.8	19.9	-5.0
New Listings	832	-11.5	-7.3	-13.3	7.9	14.9	87.4
Active Listings	2,447	-0.7	1.3	11.6	131.1	138.0	336.2
Sales to New Listings Ratio ¹	32	24.9	23.6	25.1	36.8	34.3	82.7
Months of Inventory ²	9	10.5	11.4	9.1	3.7	4.1	1.5
Average Price (\$)	328,500	-2.2	-6.5	-5.6	2.0	10.9	30.1

¹ Sales / new listings * 100; Compared to Levels from previous periods

² Active listings at month end / monthly sales; Compared to levels from previous periods

³ The year-to-date active listings figure is a monthly average of the number of homes on the market at the end of each month so far this year

⁴ Sum of sales from January to current month / sum of new listings from January to current month

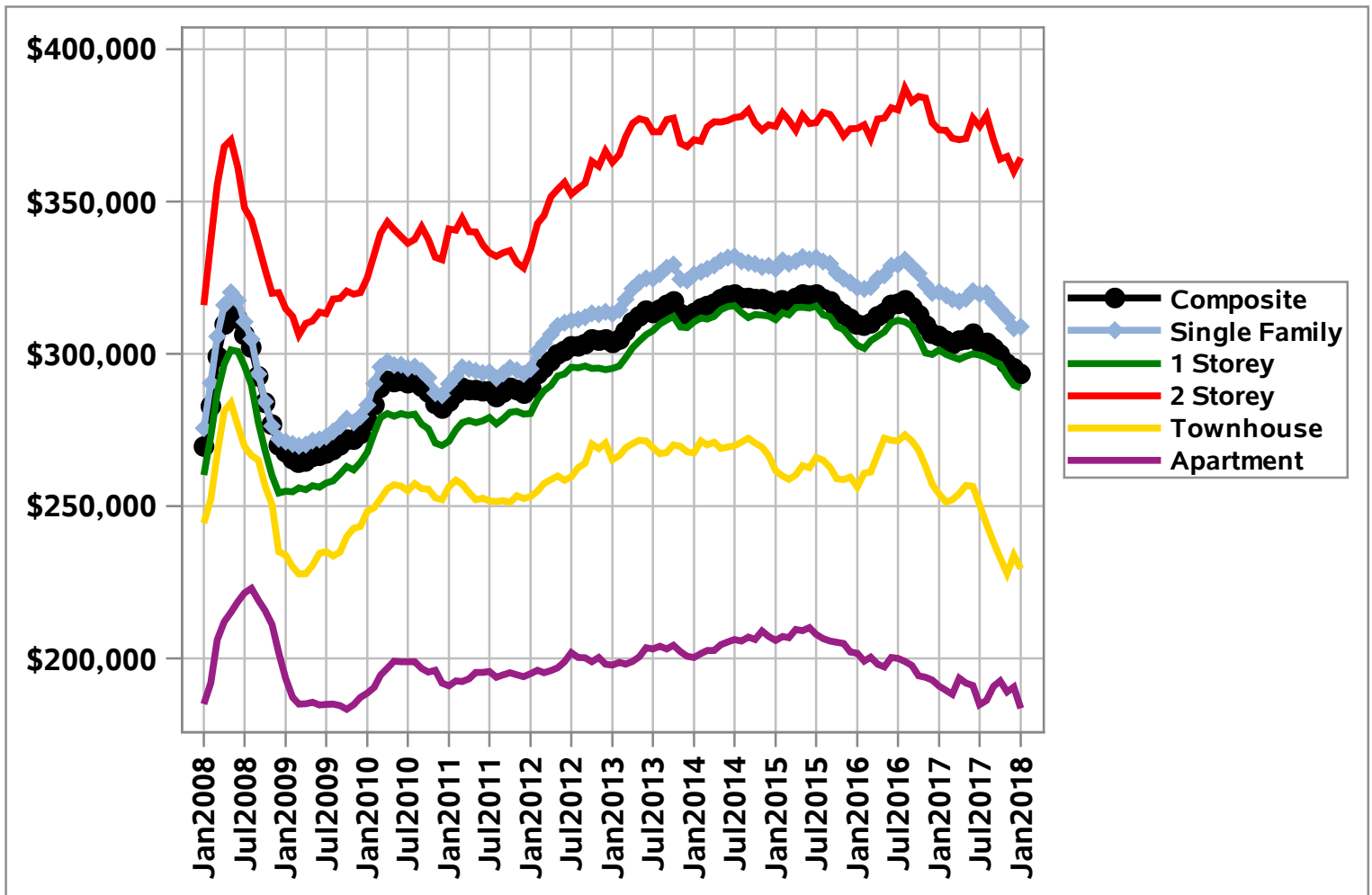
⁵ Average active listings from January to current month / average sales from January to current month

⁶ Sales to new listings ratio and months of inventory shown as levels; all others calculated as percentage changes

Saskatoon City and Region MLS® HPI Benchmark Price

MLS® Home Price Index Benchmark Price							
Benchmark Type:	January 2018	percentage change vs.					
		1 month ago	3 months ago	6 months ago	12 months ago	3 years ago	5 years ago
Composite	\$293,300	-0.6	-2.2	-3.4	-4.1	-7.1	-3.4
Single Family	\$308,900	0.2	-1.7	-3.3	-3.6	-5.8	-1.3
One Storey	\$288,800	-0.3	-2.6	-3.6	-4.1	-7.2	-2.2
Two Storey	\$364,400	1.3	0.1	-2.7	-2.4	-2.7	0.4
Townhouse	\$229,500	-1.9	-1.5	-8.3	-9.6	-12.3	-13.5
Apartment	\$183,600	-3.7	-4.7	-0.6	-3.8	-10.8	-7.2

MLS® HPI Benchmark Price



Saskatoon City and Region MLS® HPI Benchmark Price

MLS® Home Price Index Benchmark Price

Benchmark Type:	January 2018	Previous Benchmark Prices					
		1 month ago	3 months ago	6 months ago	12 months ago	3 years ago	5 years ago
Composite	\$293,300	\$295,100	\$299,900	\$303,500	\$305,800	\$315,700	\$303,500
Single Family	\$308,900	\$308,400	\$314,400	\$319,600	\$320,300	\$327,900	\$313,100
One Storey	\$288,800	\$289,700	\$296,600	\$299,600	\$301,300	\$311,200	\$295,200
Two Storey	\$364,400	\$359,900	\$363,900	\$374,700	\$373,500	\$374,700	\$362,900
Townhouse	\$229,500	\$233,900	\$233,000	\$250,400	\$254,000	\$261,600	\$265,200
Apartment	\$183,600	\$190,600	\$192,600	\$184,800	\$190,900	\$205,900	\$197,800

Saskatoon City and Region

MLS® HPI Benchmark Descriptions

Composite

Features	Value
Above Ground Bedrooms	3
Basement Finish	Unfinished
Bedrooms	3
Below Ground Bedrooms	0
Exterior Walls	Masonry & Siding
Freshwater Supply	Municipal waterworks
Full Bathrooms	2
Garage Description	Attached, Single width
Gross Living Area (Above Ground; in sq. ft.)	1126
Half Bathrooms	0
Heating	Forced air
Heating Fuel	Natural Gas
Number of Fireplaces	0
Total Number Of Rooms	7
Type Of Foundation	Basement, Poured concrete
Wastewater Disposal	Municipal sewers
Year Built	1982

Single Family

Features	Value
Above Ground Bedrooms	3
Basement Finish	Unfinished
Bedrooms	3
Below Ground Bedrooms	0
Exterior Walls	Masonry & Siding
Freshwater Supply	Municipal waterworks
Full Bathrooms	2
Garage Description	Attached, Double width
Gross Living Area (Above Ground; in sq. ft.)	1173
Half Bathrooms	0
Heating	Forced air
Heating Fuel	Natural Gas
Lot Size	5940
Number of Fireplaces	0
Total Number Of Rooms	8
Type Of Foundation	Basement, Poured concrete
Type of Property	Detached
Wastewater Disposal	Municipal sewers
Year Built	1978

Saskatoon City and Region

MLS® HPI Benchmark Descriptions

1 Storey

Features	Value
Above Ground Bedrooms	3
Basement Finish	Unfinished
Bedrooms	4
Below Ground Bedrooms	1
Exterior Walls	Masonry & Siding
Freshwater Supply	Municipal waterworks
Full Bathrooms	2
Garage Description	Attached, Single width
Gross Living Area (Above Ground; in sq. ft.)	1115
Half Bathrooms	0
Heating	Forced air
Heating Fuel	Natural Gas
Lot Size	6000
Number of Fireplaces	0
Total Number Of Rooms	8
Type Of Foundation	Basement, Poured concrete
Type of Property	Detached
Wastewater Disposal	Municipal sewers
Year Built	1975

2 Storey

Features	Value
Above Ground Bedrooms	3
Basement Finish	Unfinished
Bedrooms	3
Below Ground Bedrooms	0
Exterior Walls	Masonry & Siding
Freshwater Supply	Municipal waterworks
Full Bathrooms	2
Garage Description	Attached, Double width
Gross Living Area (Above Ground; in sq. ft.)	1384
Half Bathrooms	1
Heating	Forced air
Heating Fuel	Natural Gas
Lot Size	5700
Number of Fireplaces	0
Total Number Of Rooms	8
Type Of Foundation	Basement, Poured concrete
Type of Property	Detached
Wastewater Disposal	Municipal sewers
Year Built	1986

Saskatoon City and Region

MLS® HPI Benchmark Descriptions

Townhouse

Features	Value
Above Ground Bedrooms	2
Attached Specification	Row
Basement Finish	Unfinished
Bedrooms	2
Below Ground Bedrooms	0
Exterior Walls	Masonry & Siding
Freshwater Supply	Municipal waterworks
Full Bathrooms	1
Garage Description	Attached, Single width
Gross Living Area (Above Ground; in sq. ft.)	1068
Half Bathrooms	1
Heating	Forced air
Heating Fuel	Natural Gas
Number of Fireplaces	0
Total Number Of Rooms	6
Type Of Foundation	Basement, Poured concrete
Wastewater Disposal	Municipal sewers
Year Built	2002

Apartment

Features	Value
Above Ground Bedrooms	2
Attached Specification	Row
Basement Finish	Unfinished
Bedrooms	2
Below Ground Bedrooms	0
Exterior Walls	Masonry
Freshwater Supply	Municipal waterworks
Full Bathrooms	1
Gross Living Area (Above Ground; in sq. ft.)	897
Half Bathrooms	0
Heating	Hot water
Heating Fuel	Natural Gas
Number of Fireplaces	0
Total Number Of Rooms	5
Wastewater Disposal	Municipal sewers
Year Built	1984